

WOOFER LF12G301

Professional Low Frequency Transducer

High power 12" woofer. Very good power handling, excellent linearity and very low distortion.

Copper voice coil construction, suspensions and cone materials designed to survive at 450 Watt RMS power.

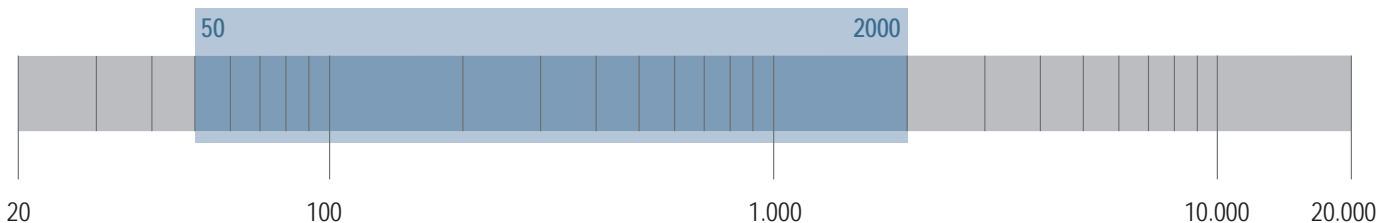
PART NUMBER 11100016

Features

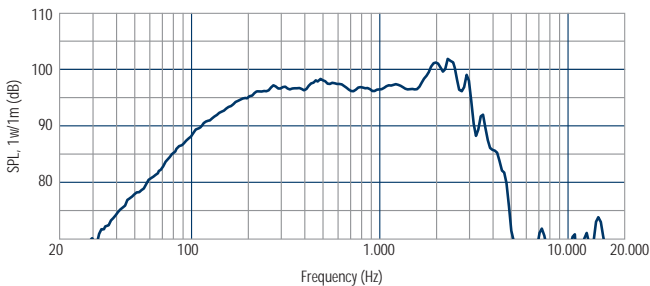
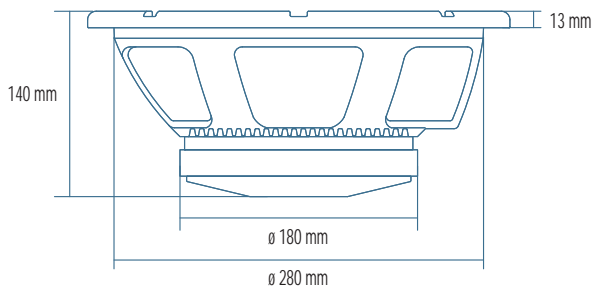
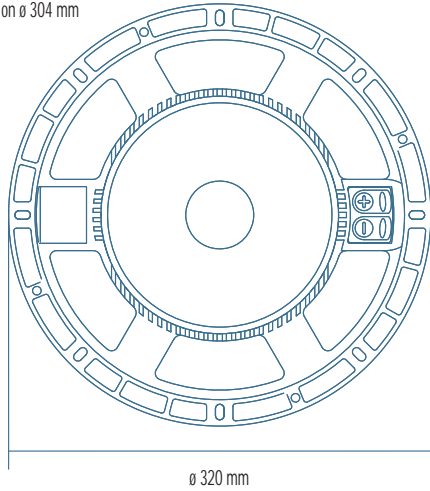
- 3-inch, , fibreglass inside-outside copper voice coil
- 900 Watt continuous program power handling
- 97 dB Sensitivity
- 40 Hz - 2 kHz Frequency range
- M-roll surround and exponential cone geometry

Applications

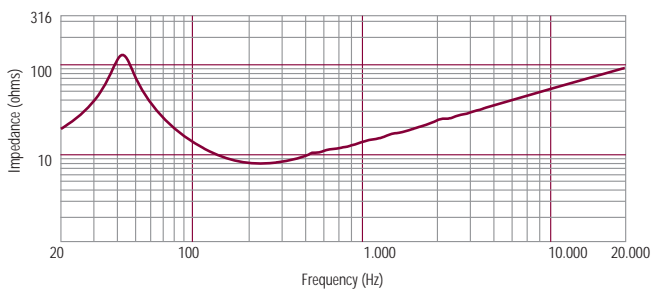
The excellent linear response, well controlled down to 50 Hertz, makes the LF12G301 especially suitable for band-pass subwoofers and small size bass reflex systems. It is a very good solution for two or three way system when a good BL and punch is required.



8 holes ø 6,5 mm to 45°
on ø 293 mm and on ø 304 mm



Frequency response curve of the loudspeaker taken in a hemispherical, free field environment and mounted in a closed box with an internal volume of 600 litres (21.2 cu.ft) enclosing the rear of the driver.



Impedance magnitude curve measured in free air.

Notes to Specifications

1 Program Power is defined as 3 dB greater than AES power. - 2 AES standard. - 3 Sensitivity measurement is based on a 100-500Hz pink noise signal with input power of 2.83V @ 8 Ohms. - 4 Thiele-Small parameters are measured after a 2 hour warm up period running the loudspeaker at full power handling capacity. - 5 The maximum linear excursion is calculated as: $(Hvc - Hg)/2 + Hg/4$ where Hvc is the voice coil depth and Hg the gap depth. - 6 Calculated for front mounting on 18 mm thick board.

General Specifications

Nominal Diameter	300/12	mm/inch
Rated Impedance	8	ohm
Program Power ¹	900	Watts
Power handling capacity ²	450	Watts
Sensitivity ³	97	dB
Frequency Range	40 - 2000	Hz
Effective Piston Diameter	260/10.2	mm/inch
Max Excursion Before Damage (peak to peak)	36/1.4	mm/inch
Minimum Impedance	7.2	ohm
Voice Coil Diameter	76/3	mm/inch
Voice Coil Material	Copper	
Voice Coil Winding Depth	18.5/0.7	mm/inch
Number of layers	2	
Kind of layer	inside/outside	
Top Plate Thickness	10/0.4	mm/inch
Cone Material	No pressed pulp	
Cone Design	Curved	
Surround Material	Polycotton	
Surround Design	M - roll	

Thiele - Small Parameters ⁴

Resonance frequency	Fs	43	Hz
DC resistance	Re	5.8	ohm
Mechanical factor	Qms	4.6	
Electrical factor	Qes	0.23	
Total factor	Qts	0.22	
BL Factor	BL	19	T · m
Effective Moving Mass	Mms	56	gr
Equivalent Cas air load	Vas	97	liters
Effettive piston area	Sd	0.053	m ²
Max. linear excursion (mathematical) ⁵	Xmax	6.8	mm
Voice - coil inductance @ 1KHz	Le1K	2.0	mH
Half-space efficiency	Eff	3.23	%

Mounting Information

Overall Diameter	320/12.6	mm/inch
Bolt Circle Diameter	293-304/11.5-12	mm/inch
Bolt Hole Diameter	6.5/0.3	mm/inch
Front Mount Baffle Cut-out	282/11.1	mm/inch
Rear Mount Baffle Cut-out	284/11.2	mm/inch
Depth	138/5.4	mm/inch
Volume occupied by the driver ⁶	2.6/0.09	liters/ft3

Shipping Information

Net Weight	7.3/16.2	Kg/Lbs
Shipping Weight	8.1/18.0	Kg/Lbs